



My fair learner:

English activation through phonemic awareness

KS1 English – Group 1

Instructions: Your group has pictures for some of the underlined words but you need more. Each group will take turns to ask the class for more pictures. Read the words aloud when it is your turn. Use the ‘**word caterpillar**’ to help you sound out the underlined words.

That is all you need... (Part 1)

Jen and Carl are good friends. They play together.

Last week, Jen hurt her head. Now Carl is going to see her

but her home is very far. So Carl goes by Daddy's car.



My fair learner:

English activation through phonemic awareness

KS1 English – Group 2

Instructions: Your group has pictures for some of the underlined words but you need more. Each group will take turns to ask the class for more pictures. Read the words aloud when it is your turn. Use the ‘**word caterpillar**’ to help you sound out the underlined words.

That is all you need... (Part 2)

Now Carl is looking for a card. He goes into a mart

and takes a cart. There are many cards but... Oh, no!

They are all for boys. What should he do? Ah!



My fair learner:

English activation through phonemic awareness

KS1 English – Group 3

Instructions: Your group has pictures for some of the underlined words but you need more. Each group will take turns to ask the class for more pictures. Read the words aloud when it is your turn. Use the ‘**word caterpillar**’ to help you sound out the underlined words.

That is all you need... (Part 3)

You know, Carl is very smart!

He is getting some lemon tarts from the mart.

Jen loves lemon tarts. Again, Daddy starts his car.

My fair learner: English activation through phonemic awareness



KS1 English – Group 4

Instructions: Your group has pictures for some of the underlined words but you need more. Each group will take turns to ask the class for more pictures. Read the words aloud when it is your turn. Use the 'word caterpillar' to help you sound out the underlined words.

That is all you need... (Part 4)

Daddy and Carl are passing by a park.

It is autumn time. There are fallen flowers on the grass.

He picks up a flower and puts it in a jar.

It is getting dark and Carl can see a sky of stars.

My fair learner:

English activation through phonemic awareness



KS1 English – Group 5

Instructions: Your group has pictures for some of the underlined words but you need more. Each group will take turns to ask the class for more pictures. Read the words aloud when it is your turn. Use the 'word caterpillar' to help you sound out the underlined words.

That is all you need... (Part 5)

Knock, knock! Jen is opening the door. 'How are you feeling today?








I have lemon tarts for you!' Carl said. 'Yummy! Thank you for coming!

I am feeling much better,' Jen said, 'but there is this scar.'






Then Carl takes out his jar. He takes the flower out and puts it in

Jen's hair. 'It is alright. That is all you need. Now you look like a star!'







Part 1






Part 2

Part 3

Part 4

Part 5

